	a	b	c	d	e	f	g	r^1	r^2
B	1100	1600	450	60	30	400	300	100	100
C	1400	2000	600	100	40	400	375	100	150

Notes:

1. This sign must be installed with the flashing light panel.
2. Where flashing lights are used they shall meet the requirements of AS2144 for 200 mm diameter signal lanterns.
3. Sign may be used on approach to a road crossing controlled by flashing lights (active control).
4. Refer page 2 for installation layout.
5. Flashing lights on this sign are to be activated with rail crossing flashing lights.
6. Refer MUTCD Part 7 and TC1747 for further details.
7. Stiffener rails used on the light panel should be "Type 1" and spaced so as not to interfere with light assembly.
8. Flashing light assembly spacing is determined by relevant post spacing(660mmm for 65NB - size B) and (840mm for 90NB - size C) posts. (i.e. based on 60% of width of sign). Refer to pages 3 and 4 for TraSiS support details.

Colour Legend

- Black
- Retroreflective red
- Retroreflective yellow
- Retroreflective white

Queensland Government

ADVANCE RAILWAY ACTIVE WARNING SIGN
(AS1742.7 - RX-11)

Network Operations & Road Safety Division
Traffic Engineering & Road Safety Section

APPROVED AS OFFICIAL TRAFFIC SIGN

PRINCIPAL ENGINEER
(Traffic Engineering)

26/06/09
Date

TC1756

Designed	Checked	Scale
RH 03/09	DJ 03/09	Not to Scale

A B

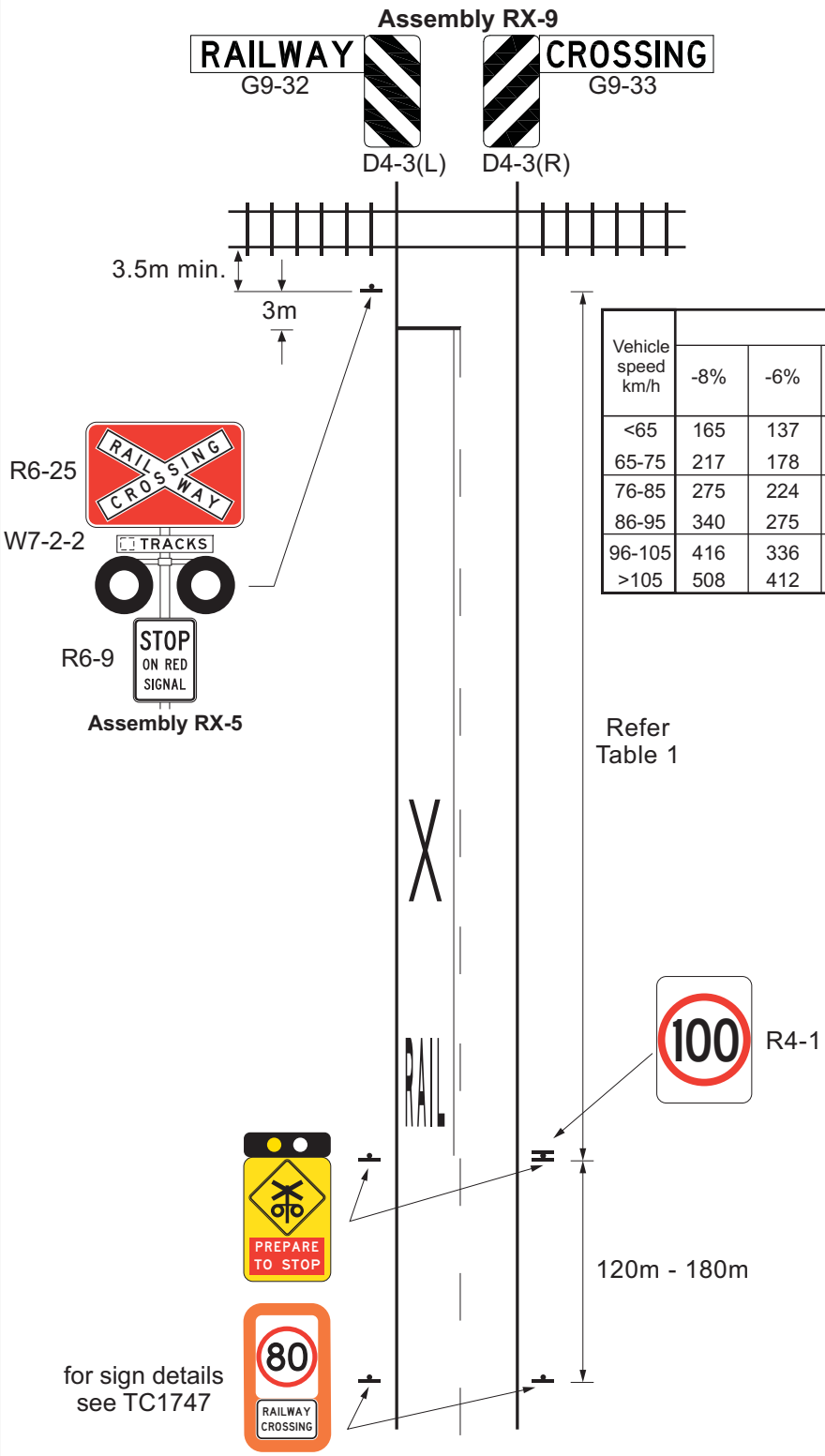

meters

Vehicle speed km/h	Grade								
	-8%	-6%	-4%	-2%	level	2%	4%	6%	8%
<65	165	137	117	102	91	82	63	69	64
65-75	217	178	151	131	116	104	94	86	80
76-85	275	224	189	163	143	127	115	104	96
86-95	340	275	231	198	173	153	136	124	113
96-105	416	336	281	241	210	186	166	150	136
>105	508	412	345	296	259	129	206	186	169

Table1

Queensland Government

LAYOUT OF ACTIVE ADVANCE WARNING SIGNS AND REDUCED SPEED LIMIT 80km/h ONLY RAILWAY CROSSING CONTROLLED BY FLASHING LIGHTS (ACTIVE CONTROL) WITH OR WITHOUT BOOM GATES

Network Operations & Road Safety Division
Traffic Engineering & Road Safety Section

APPROVED AS OFFICIAL TRAFFIC SIGN

PRINCIPAL ENGINEER
(Traffic Engineering)

26/06/09
Date

TC1756

Designed	Checked	Scale
RH 03/09	DJ 03/09	Not to Scale

A B

Traffic Sign Structures - Design Form

Job : Emergency	Section : Prepare to	Sign Pos : 2

Location Details

Wind Region	Region C
Exposed Terrain	No
Risk Category	Low Impact Risk
Foundation Soil	Firm to Stiff Clay Soil
Side of Road	Left
Distance from carriageway	1000
Road Height	1500

Slope Details

Segment	Length	Height
1	5000	0

Sign Face Details

Detail	Front Lower	Front Upper
Sign Code	11	12
Sign Width	1100	1100
Sign Depth	1600	400
Legend Class	Various	Various
Legend Colour	Various	Various
Background Class	Various	Various
Background Colour	Yellow	Brown
Sign Separation	0	0

Sign Stiffener Details

Detail	Front Lower	Front Upper
Stiffener Type	1	1
Number of Stiffeners	5	2
Stiffener Spacing	385	350
Number of Brackets	10	4

CHS Steel Design Details

Support Details

Number	2
Spacing	660, Standard
Kerb Post Length	4200
Post 2 Length	4200
Post 3 Length	0
Post 4 Length	0
Stub Length	0
Post Dimensions	65 NB
Post Wall Thickness	3.2
Post Grade	C350
Slip Base Required	No

Footing Details

Diameter of Hole	300
Depth of Hole	700

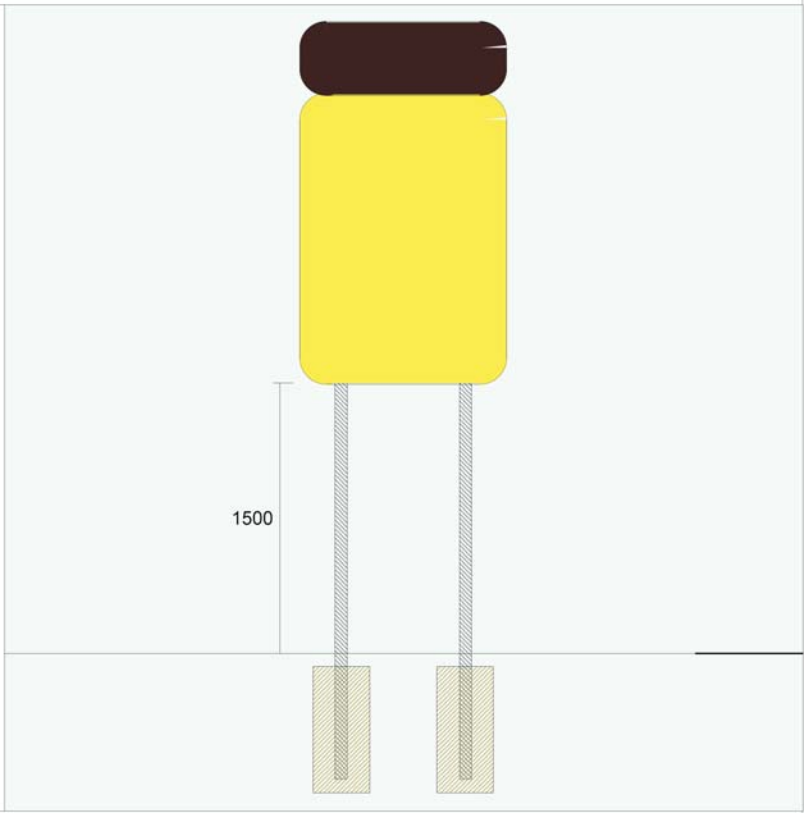

Queensland Government

TRASIS SIGN SUPPORT DESIGN FOR SIZE "B" SIGNS

Network Operations & Road Safety Division
Traffic Engineering & Road Safety Section

APPROVED AS OFFICIAL TRAFFIC SIGN

PRINCIPAL ENGINEER
(Traffic Engineering)

26/06/09
Date

TC1756

Designed	Checked	Scale
TV 06/09	DJ 06/09	Not to Scale

A

26/06/2009

Traffic Sign Structures - Design Form

Job : Emergency	Section : Prepare to	Sign Pos : 1

Location Details

Wind Region	Region C
Exposed Terrain	No
Risk Category	Low Impact Risk
Foundation Soil	Firm to Stiff Clay Soil
Side of Road	Left
Distance from carriageway	1000
Road Height	1500

Slope Details

Segment	Length	Height
1	5000	0

Sign Face Details

Detail	Front Lower	Front Upper
Sign Code	11	12
Sign Width	1400	1400
Sign Depth	2000	400
Legend Class	Various	Various
Legend Colour	Various	Various
Background Class	Various	Various
Background Colour	Yellow	Brown
Sign Separation	0	0

Sign Stiffener Details

Detail	Front Lower	Front Upper
Stiffener Type	1	1
Number of Stiffeners	5	2
Stiffener Spacing	450	350
Number of Brackets	10	4

CHS Steel Design Details

Support Details

Number	2
Spacing	840, Standard
Kerb Post Length	4650
Post 2 Length	4650
Post 3 Length	0
Post 4 Length	0
Stub Length	0
Post Dimensions	90 NB
Post Wall Thickness	3.2
Post Grade	C350
Slip Base Required	No

Footing Details

Diameter of Hole	450
Depth of Hole	750

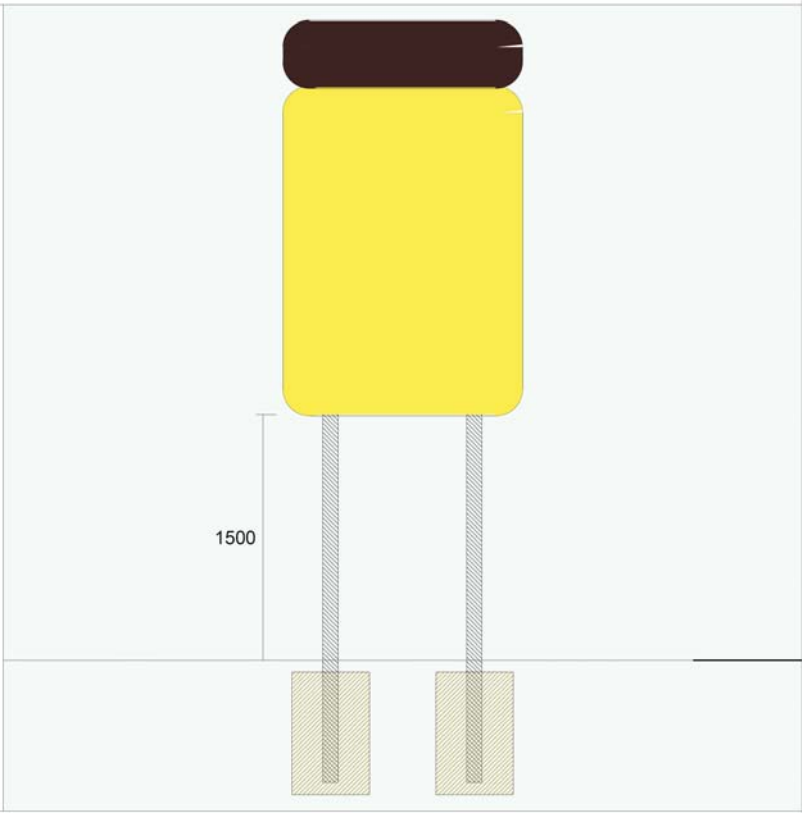

Queensland Government

TRASIS SIGN SUPPORT DESIGN FOR SIZE "C" SIGNS

Network Operations & Road Safety Division
Traffic Engineering & Road Safety Section

APPROVED AS OFFICIAL TRAFFIC SIGN

PRINCIPAL ENGINEER
(Traffic Engineering)

26/06/09
Date

TC1756

Designed	Checked	Scale
TV 06/09	DJ 06/09	Not to Scale

A