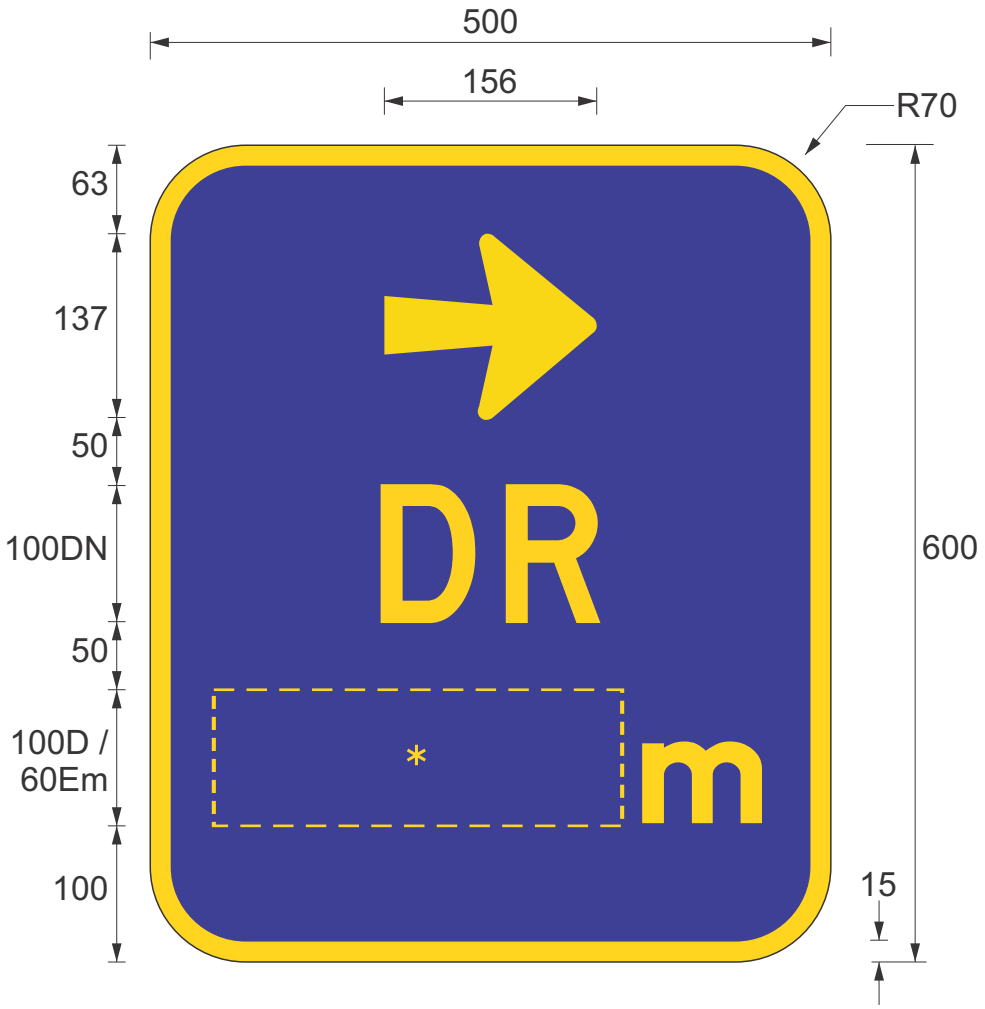

**Example**

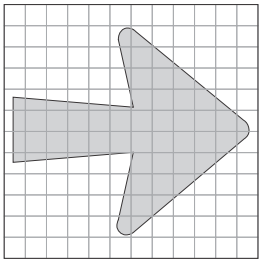

**Colour Legend**

- Retroreflective blue
- Retroreflective yellow

**Notes:**

1. Free standing advance diversion markers may be used at a distance in advance of an intersection where there is a change in direction to the Diversion Route.
2. * Insert appropriate distance.
3. Left or right arrow as appropriate.

Queensland Government

# TRAFFIC INSTRUCTION SIGN

## "DIVERSION ROUTE MARKER - ADVANCED INTERSECTION"

Department of Transport and Main Roads
Infrastructure Management & Delivery Division

| Designed | Checked | Scale |
|---|---|---|
| RH 06/20 | DJ 06/20 | Not to Scale |

APPROVED AS OFFICIAL TRAFFIC SIGN

PRINCIPAL ENGINEER
(Traffic Engineering)

15/06/20
Date

TC2332_1

Page 1/3

A

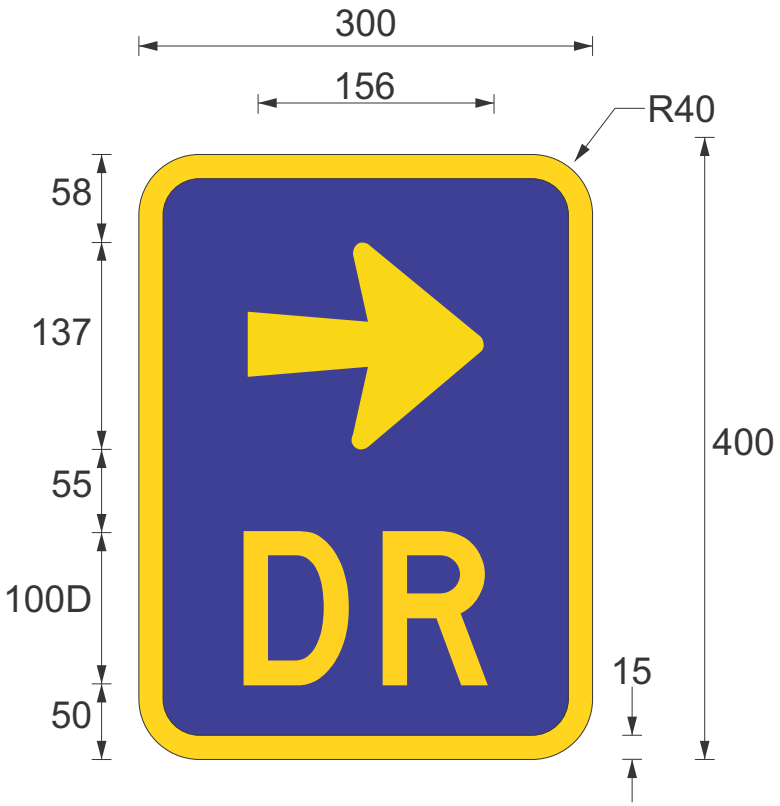


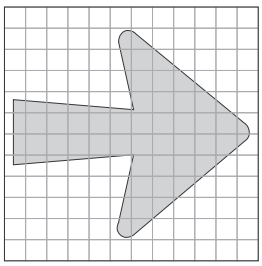

**Colour Legend**

- Retroreflective blue
- Retroreflective yellow

**Notes:**

1. Free standing intersection markers may be used at intersections, to advise motorists of a change of direction to the diversion route.
2. Left or right arrow as appropriate.

Queensland Government

# TRAFFIC INSTRUCTION SIGN

"DIVERSION ROUTE MARKER - INTERSECTION"

Department of Transport and Main Roads
Infrastructure Management & Delivery Division

| Designed | Checked | Scale |
|---|---|---|
| RH 06/20 | DJ 06/20 | Not to Scale |

APPROVED AS OFFICIAL TRAFFIC SIGN

PRINCIPAL ENGINEER
(Traffic Engineering)

15/06/20
Date

TC2332_2

Page 2/3

A

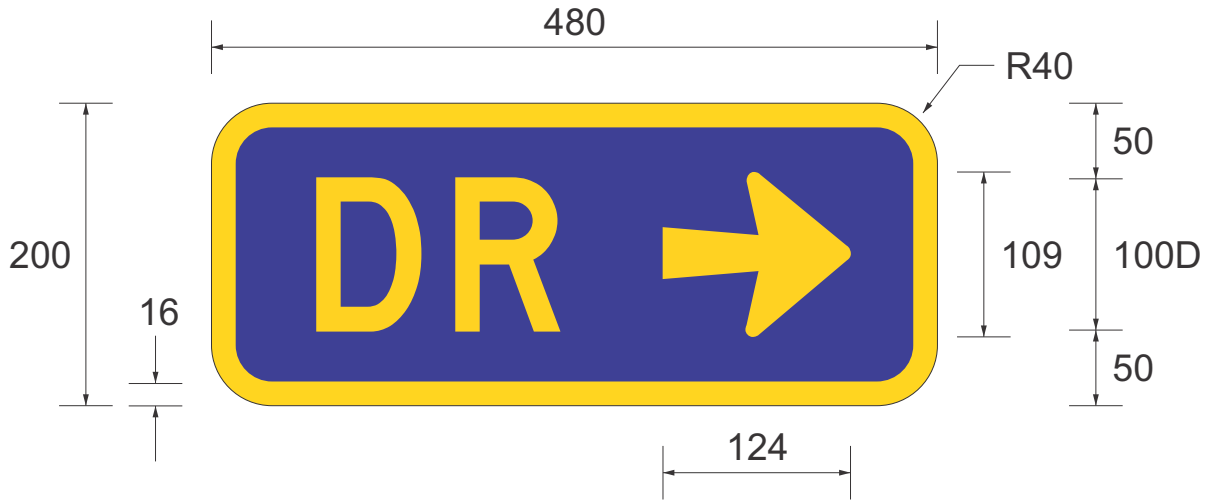


**Colour Legend**

Retroreflective blue

Retroreflective yellow

Queensland Government

# TRAFFIC INSTRUCTION SIGN

"DIVERSION ROUTE MARKER - DIRECTION"

Department of Transport and Main Roads
Infrastructure Management & Delivery Division

| Designed | Checked | Scale |
|---|---|---|
| RH 06/20 | DJ 06/20 | Not to Scale |

APPROVED AS OFFICIAL TRAFFIC SIGN

PRINCIPAL ENGINEER
(Traffic Engineering)

15/06/20
Date

TC2332_3



A